

# **CRIMINAL ABORTION**

Dr Kaleem Khan  
Assistant Professor  
JNMCH,AMU,ALIGARH



1908 drawing.  
"Abortionist with a Lady"

by Charles Leandre

# ABORTION

- ▶ Definition of Abortion : Abortion is expulsion of uterine content of the gravid uterus before the full term.
- ▶ Medically: when the contents expelled before 28 weeks.
- ▶ Expulsion after 28 weeks: '**PREMATURE LABOUR**' (Dead fetus: '**STILL BIRTH**')



# Abortion

```
graph TD; A[Abortion] --> B["Natural / Spontaneous"]; A --> C["Induced/artificial"]; B --> B1["Threatened"]; B --> B2["Inevitable"]; B --> B3["Complete"]; B --> B4["incomplete"]; C --> C1["Legal"]; C --> C2["Illegal(criminal)"];
```

## Natural / Spontaneous

Threatened  
Inevitable  
Complete  
incomplete

## Induced/artificial

Legal  
Illegal(criminal)

# Types of Abortion

▶ **Natural**: a spontaneous abortion.

- ▶ Occur in 10-20% of all pregnancies.
- ▶ Common in 2-3 months.

## ▶ **Causes**

- ❖ Genetic ( 50%)
  - ❖ Diseases of mother (HT, DM)
  - ❖ Uterine abnormalities (retroverted/ submucous fibroids/hypoplasia)
  - ❖ Hormonal insufficiencies
  - ❖ Gross malformations of zygote
  - ❖ Placental/Decidual diseases

Infection

# Induced: Types of Abortion

## Legalized Abortion

- ❖ Therapeutic (for medical purposes)
  - ❖ Diseases related to mother
- ❖ Eugenic
  - ❖ Diseases related to fetus
- ❖ Social
  - ❖ Unplanned pregnancy
  - ❖ Contraceptive failure
- ❖ Humanitarian
  - ❖ Rape
- ❖ Environmental
  - ❖ Socioeconomic condition of female

# Criminal Abortion

- ▶ Criminal Abortion : When induction of abortion is performed without any justifiable cause , i.e. for any reason other than saving mother life
- ▶ Methods used
  - Abortifacient drugs
  - General violence
  - Local violence

▶ Abortifacient drugs( used before 2 months)

▶ Ebolics ( increase uterine contraction)

❖ Ergot

❖ Estrogens

❖ Pituitary extract

❖ Strychnine

❖ Quinine



## ❖ Emmenagogues( increase menstrual blood flow)

- ❖ Estrogen
- ❖ Savin
- ❖ Borax
- ❖ Sanguinarin

## ❖ Git irritants ( purgatives)

- ❖ castor oil
- ❖ Croton oil
- ❖ Julap
- ❖ Senna
- ❖ MgSO<sub>4</sub>

## ▶ Genitourinary irritants

- ❖ Cantharides
- ❖ Oil of turpentine
- ❖ Tansy
- ❖ Pennyroyal

## ❖ Drugs having systemic toxicity

- ❖ Inorganic lead copper iron and mercury
- ❖ Organic
  - ❖ Rati, calotopis
  - ❖ Seeds of cutard apple, carrots
  - ❖ Fruits of pappya, pine apple

## ❖ General violence

### ▶ Intentional

- ❖ Severe pressure on abdomen
- ❖ Violent exercise horse riding cycling skipping jumping
- ❖ Cupping
- ❖ Hot and cold hip bath

### ▶ Accidental

## ❖ Local violence

- ❖ Syringing
- ❖ Syringe and aspiration
- ❖ Vacuum aspiration
- ❖ Rupturing of membrane
- ❖ Abortion stick
- ❖ Dilation of cervix
- ❖ Air insufflations
- ❖ Electric current
- ❖ Paste

## ❖ Syringing

- ❖ Higginson syringe

- ❖ Soap water

- ❖ Lysol

- ❖ Alum

- ❖  $\text{KMnO}_4$

- ❖ formalin



# Higginson's Syringe



## ❖ **Abortion Stick**

- ❖ Bamboo stick 12-18 cm long wrapped at one with **Cotton, Wool or Cloth**
- ❖ Soaked with juice of **Marking Nut, Calotropis** or
- ❖ Paste made of **Arsenous Oxide or Lead**

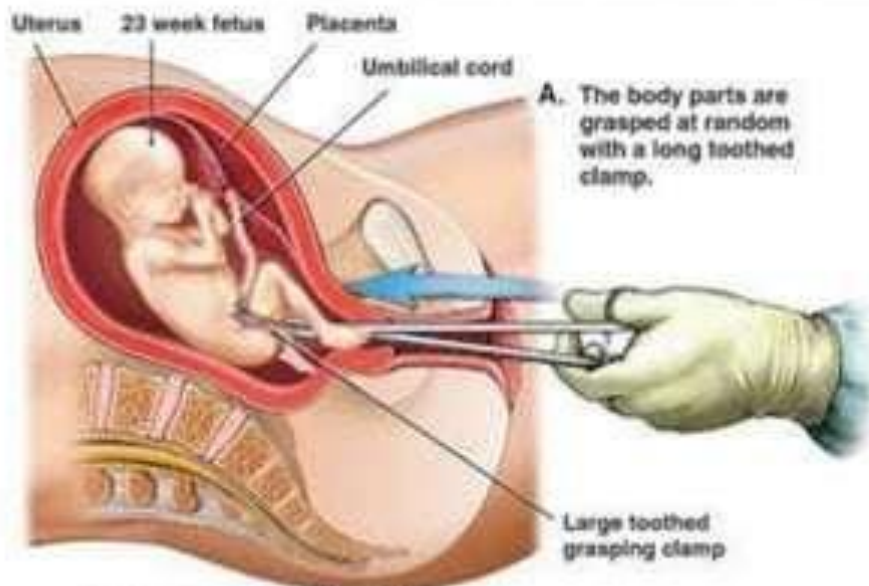
## ❖ Sticks can also be of

- ❖ **Plumbago Rosea,**
- ❖ **Calotropis,**
- ❖ **Nerium Odorum**

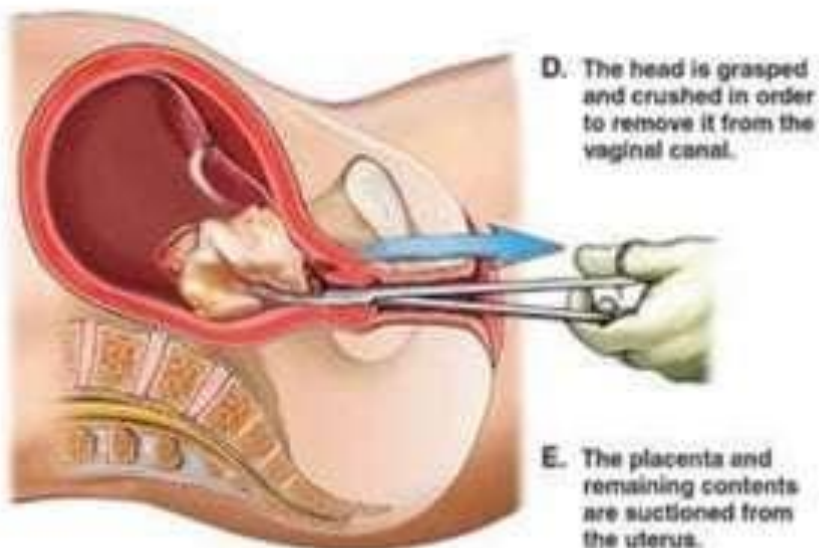
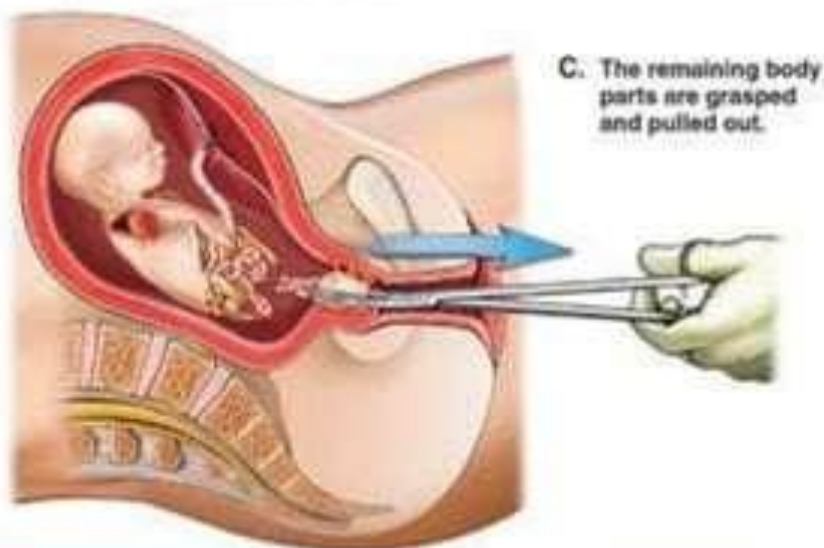
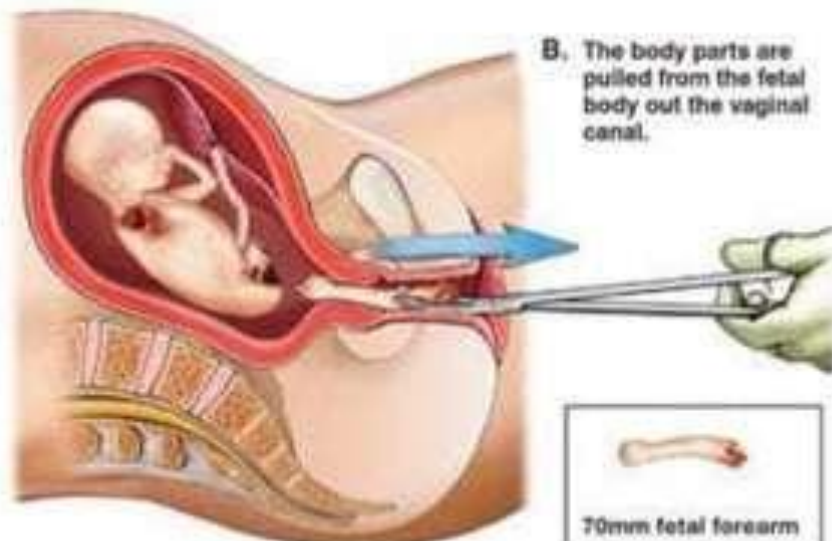
# Dilatation of cervix

- ❖ Foreign bodies are introduced in cervix
  - ❖ Pessaries
  - ❖ Laminaria
  - ❖ Sponge
  - ❖ Slippery elm bark
  - ❖ Utus paste

# Dilation and Evacuation Abortion (D&E) of a 23 Week Old Fetus



Cut-away view of mother's pelvis



# Uterine curette





# Forceps

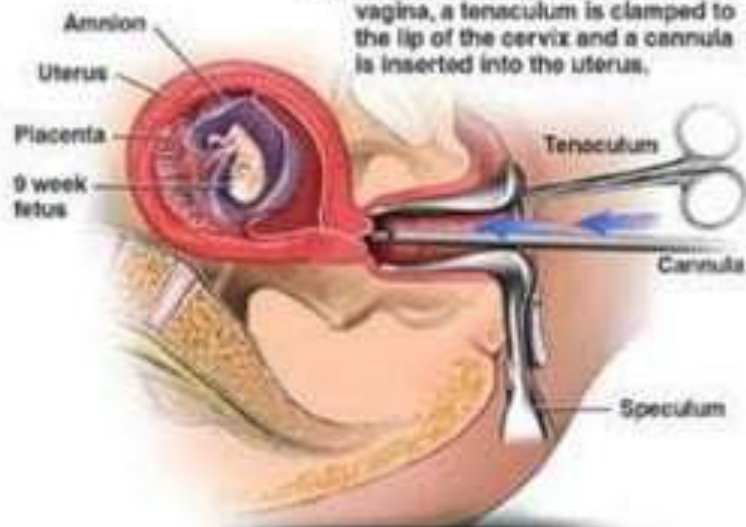


# Historical instruments



# Suction and Curettage Abortion of a 9 Week Old Fetus

A. A speculum is placed in the vagina, a tenaculum is clamped to the lip of the cervix and a cannula is inserted into the uterus.

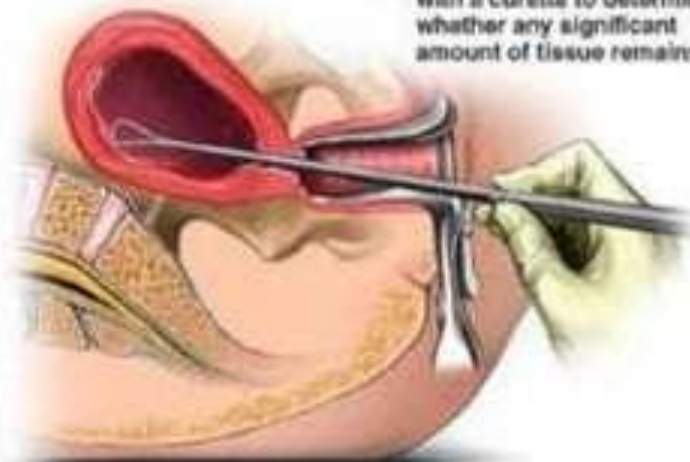


Cut-away view of mother's pelvis

B. The amniotic fluid, placenta and fetus are suctioned through the cannula into a collection jar. The fetus and placenta are torn apart in the process.



C. The uterine cavity is scraped with a curette to determine whether any significant amount of tissue remains.



D. The contents of the collection jar are examined to assure that all fetal parts and an adequate amount of tissue commensurate with estimated gestational age are present.

# Syringe for manual vacuum aspiration





# Tonics made by H.K. Mulford





# Syringe used to introduce Abortifacients



# Syringe with spinal needle



# Evidence of Abortion

## In Living:

- # Signs of recent delivery (depend on length of pregnancy/ modified depending on time between abortion and examination).
- # Haemorrhage
- # Softening of cervix.
- # Enlargement of uterus.
- # Breast changes of pregnancy in primipara.
- # Speculum examination: Vaginal erosions/lacerations, Valsellum forcep marks on cervix, Cervical lacerations.

# Evidence of Abortion

## In Living:

# Offensive vaginal discharge.

# Signs of peritonitis.

## In Death:

# Sudden death of a woman of child bearing age.

# Deceased is pregnant and deeply cyanosed.

# Instruments used/ abortifacient drugs at the scene of death.

# Disturbed underclothing.

# Evidence of Abortion

## In Death:

- # Soapy fluid/ blood stained fluid coming out of vagina.
- # Products of conception, blood clots at the scene.
- # Blood stained bed linen, dressings, swabs, cotton wool at the scene.



# Complications

(Instrumentation, Suction Termination, Higginson's Syringe)

## ❖ Immediate:

- ❖ Vagal Inhibition (without or inadequate anaesthesia).
- ❖ Anaesthetic deaths (DOT)

## ❖ Early:

- ❖ Embolism (air, amniotic fluid, fluid)
- ❖ Haemorrhage (tears in vag.wall, cervix, post.fornix, uterus, perf.abdominal organs)

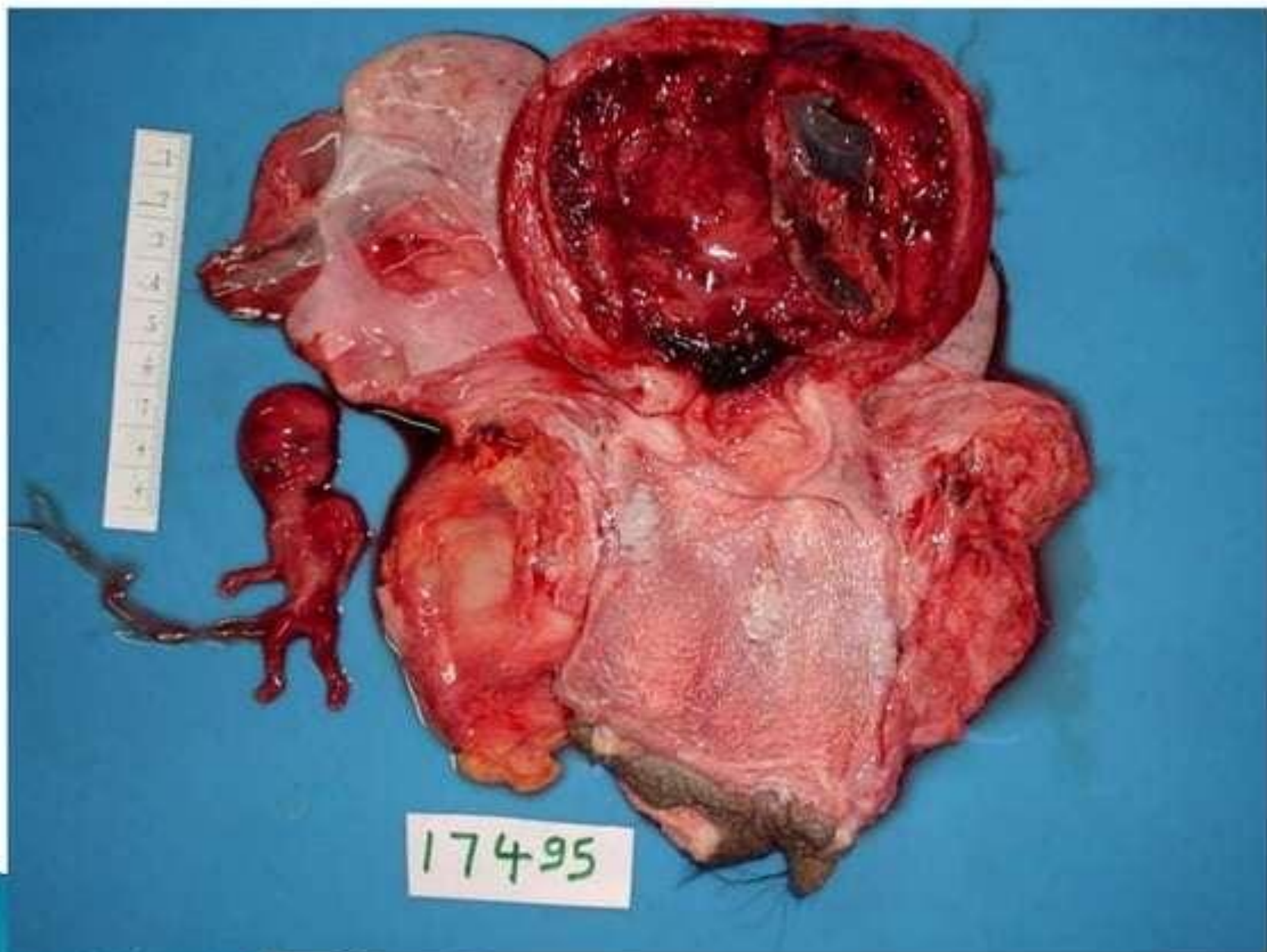
# Complications

- ❖ Late:
- ❖ Effects of H'age (shock, DIC, ARF)
- ❖ Infections
  - ❖ *Uterine* (septic instruments, vulval/vaginal infection spreading through instruments, injuries to genital tract, RPOC-streptococci, coliform, clostridia)
  - ❖ *Pelvic* (perforation of Post. Fornix, Ut. Wall)
  - ❖ *Abdominal* (perforation of Uterus, intestines, bladder)
  - ❖ *Tetanus & Gas gangrene*

# Complications

## ❖ Late:

- ❖ Sterility (due to salpingitis/PID)
- ❖ Pelvic vein thrombosis-> pulmonary thromboembolism.
- ❖ DIC
- ❖ Acute renal failure
- ❖ Septicaemia



17495

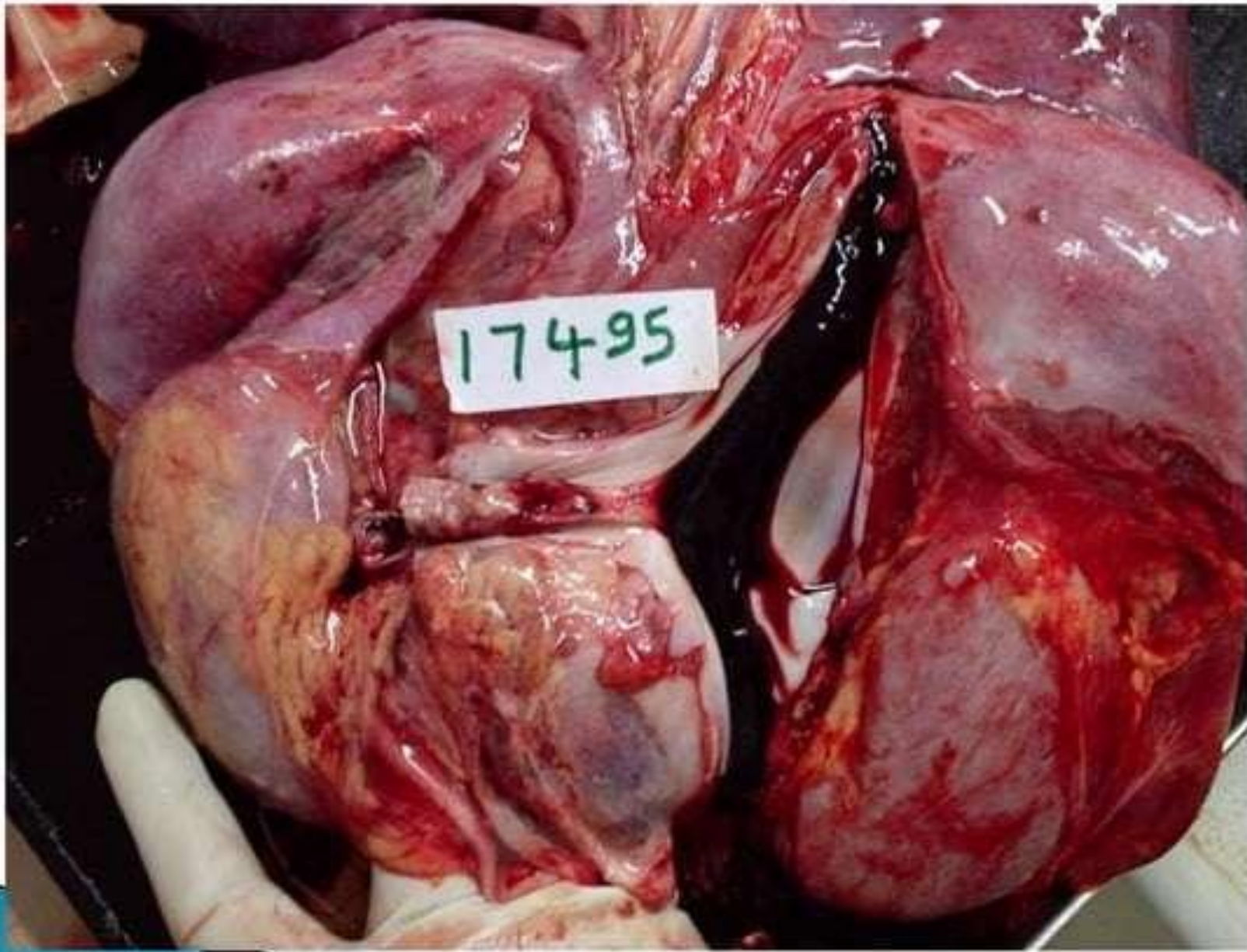




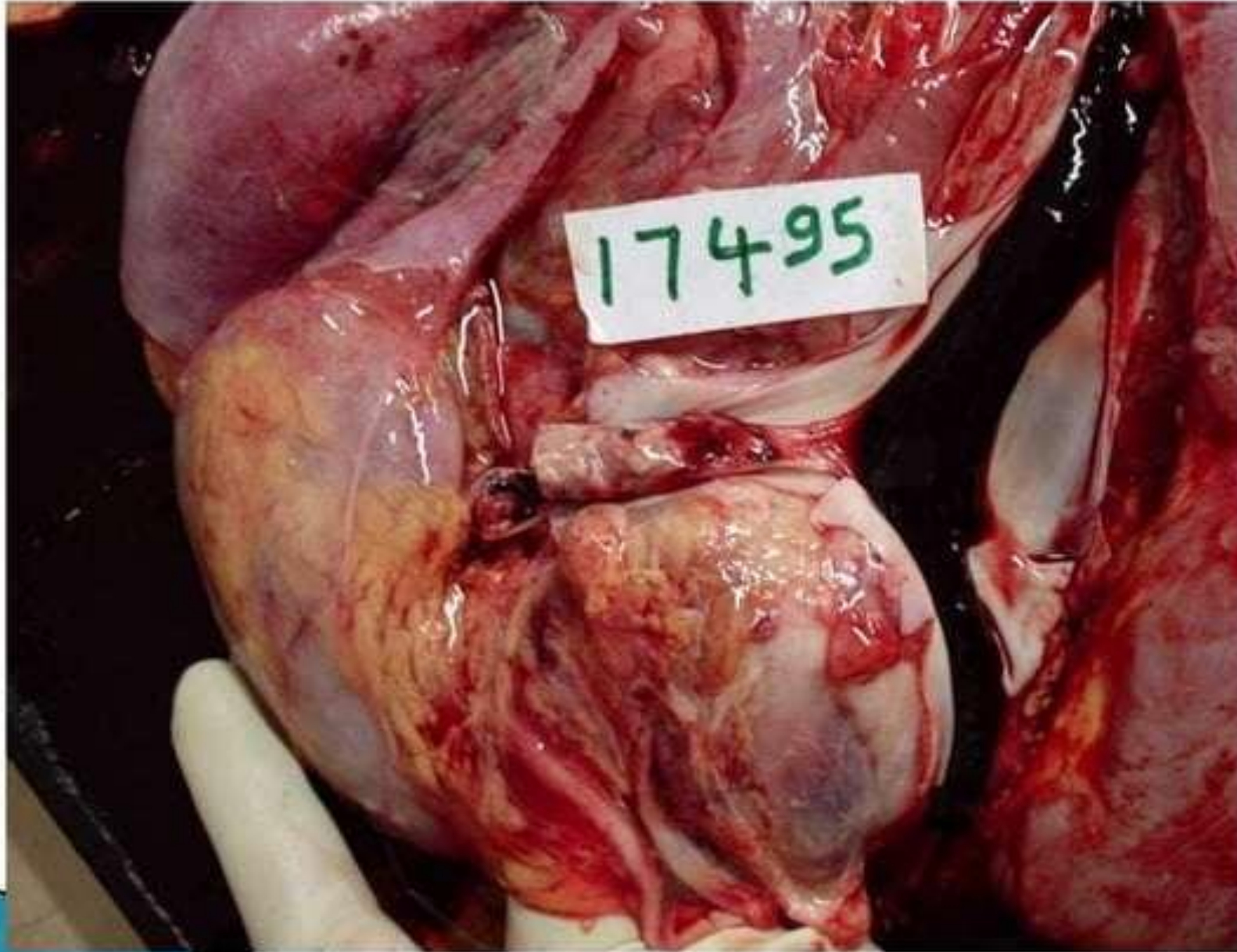




17495







# Medicolegal aspect

## ❖ 312. Causing miscarriage: -

- ❖ Whoever voluntarily causes a woman with child to miscarry,
  - ❖ punished with imprisonment to three years, or with fine, or with both
  - ❖ if the woman be quick with child, shall be
    - ❖ punished with imprisonment seven years, and fine.



Explanation:- A woman who causes herself to miscarry, is within the meaning of this section.

### ❖ **313. Causing miscarriage without woman's consent:-**

- ❖ whoever commits the offence defined in the last preceding section
- ❖ without the consent of the woman,
- ❖ whether the woman is quick with child or not,
- ❖ shall be punished with imprisonment for life
- ❖ or ten years, and fine.



## ❖ **314. Death caused by act done with intent to cause miscarriage:**

- ❖ whoever, with intent to cause the miscarriage of woman with child, does any act which causes the death of such woman,
- ❖ punished for a term may extend to ten years, and fine.

### **If act done without woman's consent:-**

- ❖ And if the act is done without the consent of the woman
- ❖ punished either with <sup>1</sup>[imprisonment for life] or
- ❖ with the punishment above mentioned.

Explanation: - It is not essential to this offence that the offender should know that the act is likely to cause death.

❖ **315. Act done with intent to prevent child being born alive or to cause it to die after birth: -**

- ❖ any act with the intention of there
  - ❖ by preventing that child from being born alive or
  - ❖ causing it to die after its birth,
  - ❖ be punished with imprisonment of which may extend to ten years, or
  - ❖ with fine, or with both.

## ❖ 316. Causing death of quick unborn child by act amounting to culpable homicide:-

- ❖ whoever does any act under such circumstances, that if he thereby caused death he
  - ❖ would be guilty of culpable homicide, and does by such act cause the death of a quick unborn child, shall be
  - ❖ punished with imprisonment which may extend to ten years
  - ❖ also be liable to fine.

### ▶ **Illustration.**

▶ A, knowing that he is likely to cause the death of a pregnant woman, does an act which, if it caused the death of the woman, would amount to culpable homicide. The woman is injured, but does not die, but the death of an unborn quick child with which she is pregnant is thereby caused. A is guilty of the offence defined in this section.

▶ **317. Exposure and abandonment of child under twelve years, by parent or person having care of it.-**

- ❖ Whoever being the father or mother of a child under the age of twelve years, having the care of such child, shall expose or leave such child in any place with the intention of wholly abandoning such child, shall be
- ❖ punished with imprisonment extend to seven years; or with fine, or with both.

▶ **Explanation.-**

this section is note intended to prevent the trial of the offender for murder or culpable homicide, as the case may be, if the child die in consequence of exposure.



- ▶ **318. Concealment of birth by secret disposal of dead body.** - whoever, by secretly burying or otherwise disposing of the death body of a child whether such child die before or during its birth, intentionally conceals or endeavors to conceal the birth of such child, shall be punished with imprisonment of either description for a term which may extend to
  - ▶ two years, or with fine, or with both.



THANK YOU

