

WORLD HAND HYGIENE DAY 2024

DR. GITALI BHAGAWATI

Vienna General Hospital 1784



Vienna General Hospital (1841–1849)

- MONTHLY MORTALITY FROM PUERPURAL FEVER RANGE QUITE HIGH upto 40 %
- The high rates of puerperal fever that set in after childbirth were put down to a miasma – or **'BAD AIR'**.



Dr. Ignaz Semmelweis

- Dr. Ignaz Semmelweis joined first maternity clinic in July 1846.
- Did not convinced with the Miasma theory



Dr. Ignaz Semmelweis

- He discovered that women in the clinic staffed by doctors and medical students died at a rate nearly **5 times** than women in the midwives' clinic.
- Near 1st clinic there was autopsy room
- Connected the idea of "cadaveric contamination" with puerperal fever



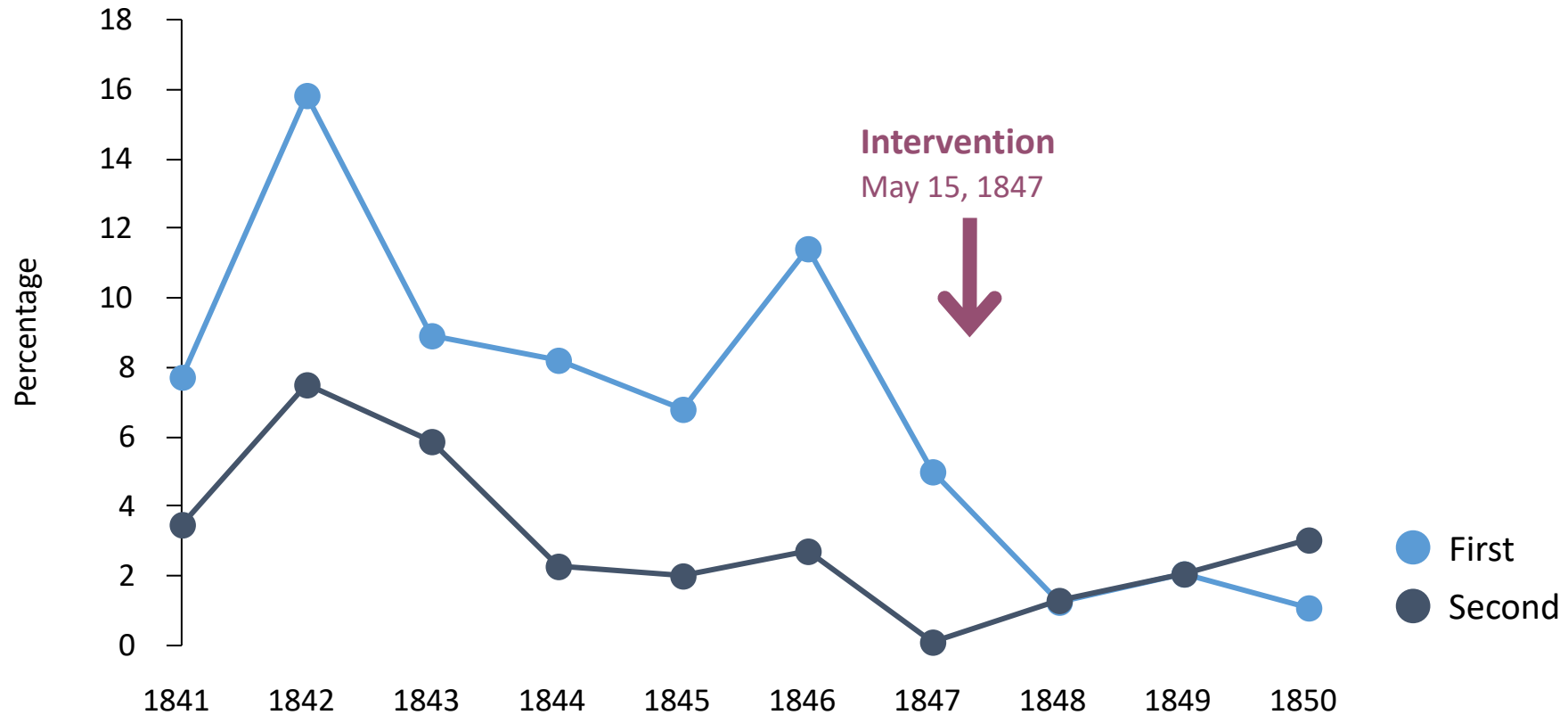
The Intervention: Hand scrub with chlorinated lime solution

In May 1847 Semmelweiss insisted that students and physicians clean their hands with a chlorine solution



Hand hygiene basin at the Lying-In Women's **Hospital** in Vienna, 1847.

Maternal mortality rates, first and second obstetrics clinics, General Hospital of Vienna



Dr. Ignaz Semmelweis

- His employment was terminated March 20, 1849.
- Semmelweis kept trying to convince doctors in other parts of Europe to wash with chlorine, but no one would listen to him.
- Sent to asylum
- Died in 1865 due to sepsis

WORLD HAND HYGIENE DAY CELEBRATION



WHO Theme 2024

- The theme of Hand Hygiene Day 2024 is "Power of Hand Hygiene", highlighting the significance of hand hygiene practice on prevention and control of infectious diseases, hence encouraging everyone to incorporate hand hygiene into their daily lives as a non-negotiable routine.



WHO's World Hand Hygiene Day Posters



**World Hand Hygiene
Day, 5 May 2024**

*WHO's SAVE LIVES: Clean Your Hands
campaign, launched 2009*

February 2024

<https://www.who.int/campaigns/world-hand-hygiene-day>

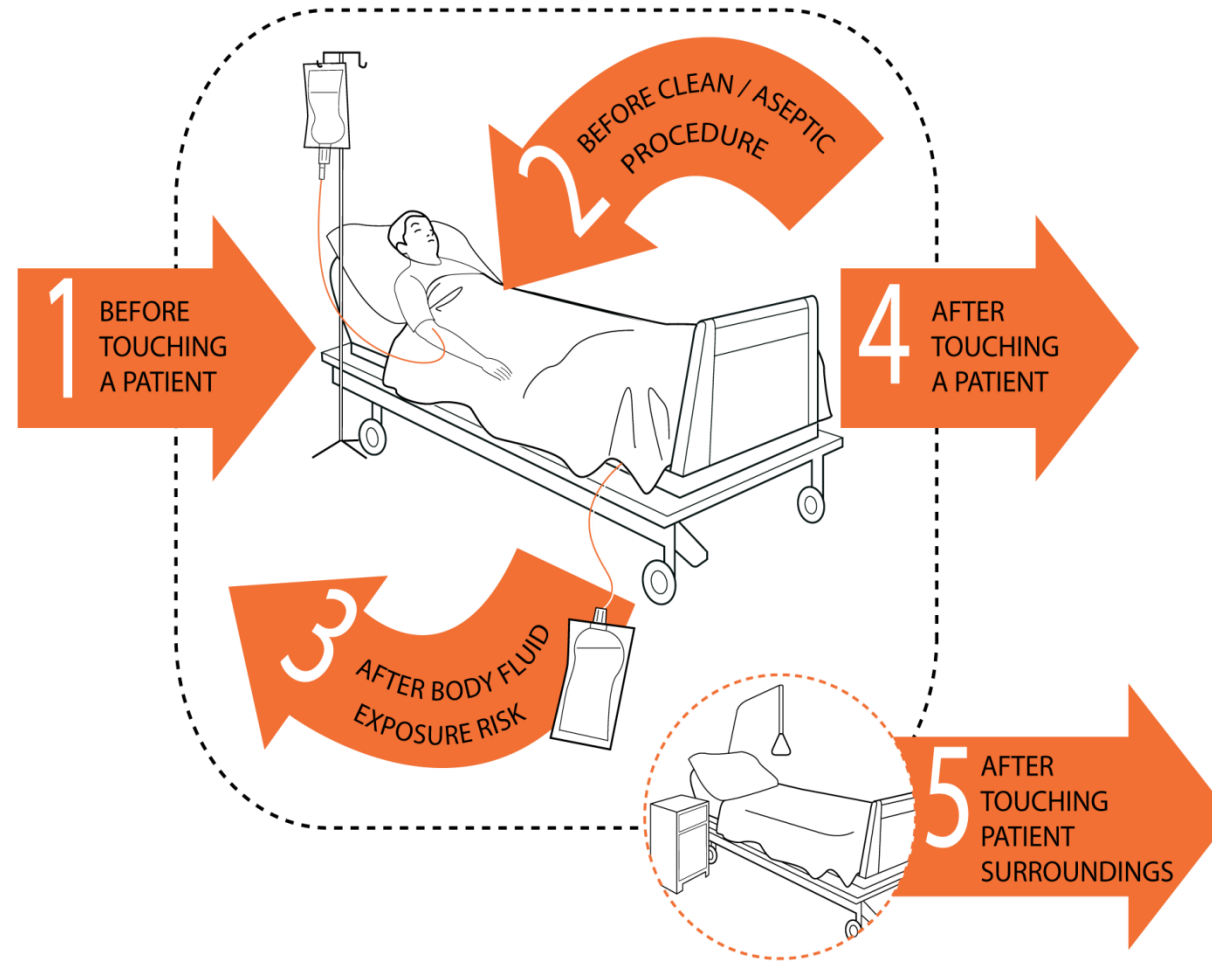




DID YOU KNOW?

Proper hand hygiene practices can reduce health care-associated infections by **over 50%**


5-Moments for Hand Hygiene



How to Hand Wash?

Hand Hygiene Technique with Soap and Water

WHO GUIDELINES ON HAND HYGIENE IN HEALTH CARE

 **Duration of the entire procedure: 40-60 seconds**



0 Wet hands with water;



1 Apply enough soap to cover all hand surfaces;



2 Rub hands palm to palm;



3 Right palm over left dorsum with interlaced fingers and vice versa;



4 Palm to palm with fingers interlaced;



5 Backs of fingers to opposing palms with fingers interlocked;



6 Rotational rubbing of left thumb clasped in right palm and vice versa;



7 Rotational rubbing, backwards and forwards with clasped fingers of right hand in left palm and vice versa;



8 Rinse hands with water;



9 Dry hands thoroughly with a single use towel;



10 Use towel to turn off faucet;

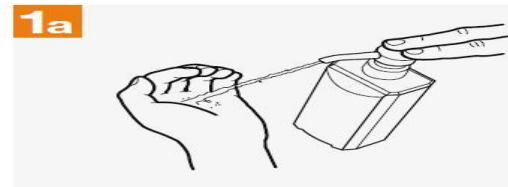


11 Your hands are now safe.

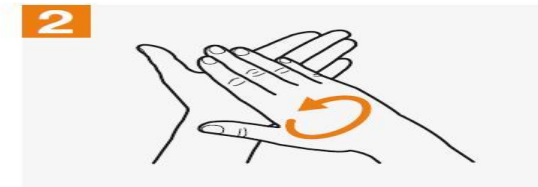
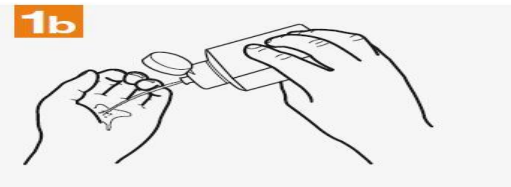
How to Hand Rub?

Hand Hygiene Technique with Alcohol-Based Formulation

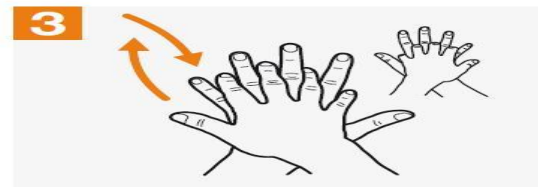
 **Duration of the entire procedure: 20-30 seconds**



Apply a palmful of the product in a cupped hand, covering all surfaces;



Rub hands palm to palm;



Right palm over left dorsum with interlaced fingers and vice versa;



Palm to palm with fingers interlaced;



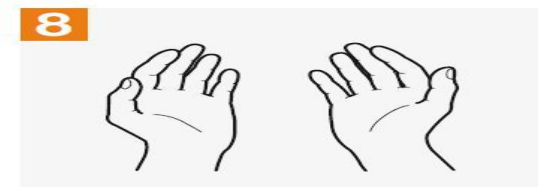
Backs of fingers to opposing palms with fingers interlocked;



Rotational rubbing of left thumb clasped in right palm and vice versa;



Rotational rubbing, backwards and forwards with clasped fingers of right hand in left palm and vice versa;



Once dry, your hands are safe.



THANK YOU